










































**IWA Junior, Youth and Masters World Championship 2009****Weymouth and Portland National Sailing Academy****Results as of 20:49 on August 24, 2009****T293 U15B Fleet****Sailed: 2, Discards: 0, To count: 2, Entries: 66, Scoring system: Appendix A**

Rank	Tally	Fleet	Div	Nat	Sailno	Name	M/F	R1	R2	Total	Nett
1st	110	T293 U15B		GBR	926	Martin Kieran	M	1.0	3.0	4.0	4.0
2nd	141	T293 U15B		ISR	692	Hayoun Ben	M	3.0	2.0	5.0	5.0
3rd	274	T293 U15B		ISR	9	Maayan Raafic	M	2.0	6.0	8.0	8.0
4th	188	T293 U15B		FRA	47	Chaillot Albert	M	9.0	1.0	10.0	10.0
5th	149	T293 U15B		ITA	101	Fogli Edward	M	6.0	11.0	17.0	17.0
6th	93	T293 U15B		GBR	749	York Robert	M	13.0	5.0	18.0	18.0
7th	230	T293 U15B		ITA	55	Matracia Luca	M	10.0	8.0	18.0	18.0
8th	31	T293 U15B		FRA	192	Gasparian Damien	M	4.0	15.0	19.0	19.0
9th	233	T293 U15B		ITA	60	Benedetti Daniele	M	5.0	16.0	21.0	21.0
10th	229	T293 U15B		ITA	88	Carboni Mattia	M	11.0	10.0	21.0	21.0
11th	82	T293 U15B		GBR	651	Purcell Adam	M	19.0	4.0	23.0	23.0
12th	53	T293 U15B		FRA	683	Rigolot Victor	M	18.0	7.0	25.0	25.0
13th	195	T293 U15B		GBR	748	Bushell Max	M	12.0	20.0	32.0	32.0
14th	34	T293 U15B		FRA	218	Lhuillier Romain	M	24.0	9.0	33.0	33.0
15th	153	T293 U15B		ITA	134	Onali Mattia	M	15.0	19.0	34.0	34.0
16th	127	T293 U15B		GER	2255	Woith Soenke	M	7.0	32.0	39.0	39.0
17th	16	T293 U15B		ESP	31	Mayans Torres Pau	M	20.0	23.0	43.0	43.0
18th	61	T293 U15B		GBR	174	Bromhead Ross	M	17.0	28.0	45.0	45.0
19th	11	T293 U15B		ESP	257	Iequiero Juan Manuez	M	29.0	18.0	47.0	47.0

20th	73	T293 U15B	 512 GBR	Bradley-Baker Oliver	M	26.0	24.0	50.0	50.0
21st	250	T293 U15B	 66 ITA	Leporatti Ludovico	M	23.0	29.0	52.0	52.0
22nd	20	T293 U15B	 9827 GBR	Wardle Edward	M	14.0	39.0	53.0	53.0
23rd	160	T293 U15B	 1111 NED	van Essen Joris	M	25.0	33.0	58.0	58.0
24th	300	T293 U15B	 99 SWE	Bertilsson Martin	M	31.0	27.0	58.0	58.0
25th	172	T293 U15B	 1 SIN	Tan Wei Jin Jeddy	M	30.0	30.0	60.0	60.0
26th	96	T293 U15B	 808 GBR	Griffiths Robert	M	38.0	26.0	64.0	64.0
27th	43	T293 U15B	 293 FRA	Embroise Victor	M	33.0	31.0	64.0	64.0
28th	117	T293 U15B	 980 GBR	May Lewis	M	8.0	58.0	66.0	66.0
29th	171	T293 U15B	 6 SIN	Chuah Jun Ler	M	32.0	35.0	67.0	67.0
30th	225	T293 U15B	 110 ESP	Doncel Garcia Alejandro	M	27.0	41.0	68.0	68.0
31st	179	T293 U15B	 91 ITA	Spatafora Carlo	M	21.0	52.0	73.0	73.0
32nd	19	T293 U15B	 35 ESP	Escandell Garrido Drego	M	22.0	51.0	73.0	73.0
33rd	169	T293 U15B	 81 ESP	Sindreu Joan	M	16.0	60.0	76.0	76.0
34th	151	T293 U15B	 118 ITA	Schirru Andrea	M	40.0	36.0	76.0	76.0
35th	108	T293 U15B	 948 GBR	Dixon Guy	M	34.0	43.0	77.0	77.0
36th	112	T293 U15B	 584 GBR	Knight Joash	M	35.0	42.0	77.0	77.0
37th	166	T293 U15B	 105 ITA	Mauro Andrea	M	67.0 OCS	12.0	79.0	79.0
38th	63	T293 U15B	 286 GBR	Raistrick Luke	M	67.0 OCS	13.0	80.0	80.0
39th	259	T293 U15B	 263 POL	Sosnowski Adam	M	67.0 OCS	14.0	81.0	81.0
40th	291	T293 U15B	 28 LAT	Keidans Kristaps	M	28.0	53.0	81.0	81.0
41st	62	T293 U15B	 212 GBR	Kerr Callum	M	36.0	45.0	81.0	81.0
42nd	22	T293 U15B	 101 FRA	Gourhant Arthur	M	67.0 OCS	17.0	84.0	84.0
43rd	102	T293 U15B	 865 GBR	Grayston Adam	M	39.0	46.0	85.0	85.0

44th	126	T293 U15B	 997 GBR	Brubert Zach	M	49.0	38.0	87.0	87.0
45th	68	T293 U15B	 379 GBR	Dickinson Joe	M	67.0 OCS	21.0	88.0	88.0
46th	275	T293 U15B	 293 ISR	Itamar Roz	M	67.0 OCS	22.0	89.0	89.0
47th	128	T293 U15B	 527 GER	Schwidetzky Jan	M	37.0	54.0	91.0	91.0
48th	265	T293 U15B	 1002 GER	Schliemann Tom-Frederig	M	41.0	50.0	91.0	91.0
49th	44	T293 U15B	 314 FRA	Chiapello Dante	M	44.0	47.0	91.0	91.0
50th	47	T293 U15B	 404 FRA	Jolivet Maxence	M	67.0 OCS	25.0	92.0	92.0
51st	159	T293 U15B	 718 LTU	Voverys Pauliu	M	45.0	48.0	93.0	93.0
52nd	86	T293 U15B	 696 GBR	Cornfield Rhys	M	42.0	56.0	98.0	98.0
53rd	52	T293 U15B	 651 FRA	Aupinel Hubert	M	43.0	55.0	98.0	98.0
54th	124	T293 U15B	 9859 GBR	Martin B-al	M	67.0 OCS	34.0	101.0	101.0
55th	60	T293 U15B	 155 GBR	Cooper Sebastian	M	67.0 OCS	37.0	104.0	104.0
56th	107	T293 U15B	 935 GBR	Barnes Joe	M	47.0	59.0	106.0	106.0
57th	65	T293 U15B	 309 GBR	Page Fynn	M	67.0 OCS	40.0	107.0	107.0
58th	100	T293 U15B	 852 GBR	Bloodworth Henry	M	46.0	61.0	107.0	107.0
59th	193	T293 U15B	 29 GRE	Petrogiannis George	M	48.0	62.0	110.0	110.0
60th	115	T293 U15B	 9768 GBR	Reynolds Mark	M	67.0 OCS	44.0	111.0	111.0
61st	192	T293 U15B	 60 GRE	Sfakianakis Charalampos	M	50.0	64.0	114.0	114.0
62nd	152	T293 U15B	 133 ITA	Costa Alberto	M	67.0 OCS	49.0	116.0	116.0
63rd	118	T293 U15B	 9805 GBR	Harley Chris	M	51.0	66.0	117.0	117.0
64th	183	T293 U15B	 111 TUR	Ozbenli Tolga Kagan	M	67.0 OCS	57.0	124.0	124.0
65th	122	T293 U15B	 984 GBR	Sylvester Nick	M	67.0 OCS	63.0	130.0	130.0
66th	186	T293 U15B	 9 USA	Sayre Rasmus	M	67.0 OCS	65.0	132.0	132.0