




















IWA Junior, Youth and Masters World Championship 2009

























Weymouth and Portland National Sailing Academy
























Results as of 17:27 on August 25, 2009

T293 U15B Fleet

Sailed: 4, Discards: 1, To count: 3, Entries: 66, Scoring system: Appendix B

Rank	Tally	Fleet	Div	Nat	Sailno	HelmName	M/F	R1	R2	R3	R4	Total	Nett
1st	188	T293 U15B		 47 FRA	47	Chaillot Albert	M	(9.0)	1.0	3.0	4.0	17.0	8.0
2nd	110	T293 U15B		 926 GBR	926	Martin Kieran	M	1.0	3.0	4.0	(10.0)	18.0	8.0
3rd	82	T293 U15B		 651 GBR	651	Purcell Adam	M	(19.0)	4.0	2.0	5.0	30.0	11.0
4th	53	T293 U15B		 683 FRA	683	Rigolot Victor	M	(18.0)	7.0	1.0	6.0	32.0	14.0
5th	274	T293 U15B		 9 ISR	9	Maayan Raafic	M	2.0	6.0	(14.0)	9.0	31.0	17.0
6th	141	T293 U15B		 692 ISR	692	Ben Hayoun Chen	M	3.0	2.0	(16.0)	13.0	34.0	18.0
7th	230	T293 U15B		 55 ITA	55	Matracia Luca	M	10.0	8.0	(11.0)	3.0	32.0	21.0
8th	31	T293 U15B		 192 FRA	192	Gasparian Damien	M	4.0	(15.0)	10.0	7.0	36.0	21.0
9th	233	T293 U15B		 60 ITA	60	Benedetti Daniele	M	5.0	(16.0)	9.0	8.0	38.0	22.0
10th	34	T293 U15B		 218 FRA	218	Lhuillier Romain	M	(24.0)	9.0	6.0	11.0	50.0	26.0
11th	229	T293 U15B		 88 ITA	88	Carboni Mattia	M	11.0	10.0	7.0	(31.0)	59.0	28.0
12th	149	T293 U15B		 101 ITA	101	Fogli Edward	M	6.0	11.0	20.0	(26.0)	63.0	37.0
13th	93	T293 U15B		 749 GBR	749	York Robert	M	13.0	5.0	(24.0)	24.0	66.0	42.0
14th	166	T293 U15B		 105 ITA	105	Mauro Andrea	M	(67.0 OCS)	12.0	15.0	16.0	110.0	43.0
15th	52	T293 U15B		 651 FRA	651	Aupinel Hubert	M	43.0	(55.0)	5.0	2.0	105.0	50.0
16th	259	T293 U15B		 263 POL	263	Sosnowski Adam	M	(67.0 OCS)	14.0	22.0	15.0	118.0	51.0
17th	195	T293 U15B		 748 GBR	748	Bushell Max	M	12.0	20.0	21.0	(23.0)	76.0	53.0
18th	44	T293 U15B		 314 FRA	314	Chiapello Dante	M	44.0	(47.0)	8.0	1.0	100.0	53.0
19th	275	T293 U15B		 293 ISR	293	Itamar Roz	M	(67.0 OCS)	22.0	17.0	14.0	120.0	53.0

20th	73	T293 U15B	 GBR	512	Bradley-Baker Oliver	M	(26.0)	24.0	12.0	20.0	82.0	56.0
21st	22	T293 U15B	 FRA	101	Gourhant Arthur	M	(67.0 OCS)	17.0	23.0	19.0	126.0	59.0
22nd	153	T293 U15B	 ITA	134	Onali Mattia	M	15.0	19.0	27.0	(39.0)	100.0	61.0
23rd	127	T293 U15B	 GER	2255	Woith Soenke	M	7.0	32.0	(33.0)	25.0	97.0	64.0
24th	47	T293 U15B	 FRA	404	Jolivet Maxence	M	(67.0 OCS)	25.0	18.0	21.0	131.0	64.0
25th	19	T293 U15B	 ESP	35	Escandell Garrido Drego	M	22.0	(51.0)	25.0	18.0	116.0	65.0
26th	16	T293 U15B	 ESP	31	Mayans Torres Pau	M	20.0	23.0	26.0	(27.0)	96.0	69.0
27th	160	T293 U15B	 NED	1111	van Essen Joris	M	25.0	(33.0)	29.0	17.0	104.0	71.0
28th	61	T293 U15B	 GBR	174	Bromhead Ross	M	17.0	28.0	30.0	(44.0)	119.0	75.0
29th	172	T293 U15B	 SIN	1	Tan Wei Jin Jeddy	M	(30.0)	30.0	19.0	28.0	107.0	77.0
30th	11	T293 U15B	 ESP	257	Iequierdo Juan Manuez	M	29.0	18.0	(37.0)	32.0	116.0	79.0
31st	43	T293 U15B	 FRA	293	Embroise Victor	M	(33.0)	31.0	28.0	22.0	114.0	81.0
32nd	63	T293 U15B	 GBR	286	Raistrick Luke	M	(67.0 OCS)	13.0	31.0	43.0	154.0	87.0
33rd	68	T293 U15B	 GBR	379	Dickinson Joe	M	(67.0 OCS)	21.0	34.0	34.0	156.0	89.0
34th	108	T293 U15B	 GBR	948	Dixon Guy	M	34.0	(43.0)	35.0	30.0	142.0	99.0
35th	65	T293 U15B	 GBR	309	Page Fynn	M	(67.0 OCS)	40.0	13.0	51.0	171.0	104.0
36th	171	T293 U15B	 SIN	6	Chuah Jun Ler	M	32.0	35.0	38.0	(40.0)	145.0	105.0
37th	183	T293 U15B	 TUR	111	Ozbenli Tolga Kagan	M	(67.0 OCS)	57.0	36.0	12.0	172.0	105.0
38th	300	T293 U15B	 SWE	99	Bertilsson Martin	M	31.0	27.0	47.0	(67.0 DNC)	172.0	105.0
39th	117	T293 U15B	 GBR	980	May Lewis	M	8.0	(58.0)	53.0	46.0	165.0	107.0
40th	179	T293 U15B	 ITA	91	Spatafora Carlo	M	21.0	52.0	(67.0 DNC)	36.0	176.0	109.0
41st	112	T293 U15B	 GBR	584	Knight Joash	M	35.0	(42.0)	41.0	35.0	153.0	111.0
42nd	225	T293 U15B	 ESP	110	Doncel Garcia Alejandro	M	27.0	41.0	43.0	(67.0 DNC)	178.0	111.0
43rd	159	T293 U15B	 LTU	718	Voverys Pauliu	M	45.0	(48.0)	42.0	29.0	164.0	116.0

44th	151	T293 U15B	 118 ITA	Schirru Andrea	M	40.0	36.0	(50.0)	41.0	167.0	117.0
45th	250	T293 U15B	 66 ITA	Leporatti Ludovico	M	23.0	29.0	(67.0 DNC)	67.0 DNC	186.0	119.0
46th	291	T293 U15B	 28 LAT	Keidans Kristaps	M	28.0	53.0	(67.0 DNC)	38.0	186.0	119.0
47th	20	T293 U15B	 9827 GBR	Wardle Edward	M	14.0	39.0	(67.0 RAF)	67.0 RAF	187.0	120.0
48th	124	T293 U15B	 9859 GBR	Martin B-al	M	(67.0 OCS)	34.0	40.0	47.0	188.0	121.0
49th	107	T293 U15B	 935 GBR	Barnes Joe	M	47.0	(59.0)	39.0	37.0	182.0	123.0
50th	100	T293 U15B	 852 GBR	Bloodworth Henry	M	46.0	(61.0)	46.0	33.0	186.0	125.0
51st	126	T293 U15B	 997 GBR	Brubert Zach	M	(49.0)	38.0	45.0	45.0	177.0	128.0
52nd	102	T293 U15B	 865 GBR	Grayston Adam	M	39.0	46.0	44.0	(67.0 RAF)	196.0	129.0
53rd	62	T293 U15B	 212 GBR	Kerr Callum	M	36.0	45.0	(54.0)	50.0	185.0	131.0
54th	169	T293 U15B	 81 ESP	Sindreu Joan	M	16.0	60.0	55.0	(67.0 DNC)	198.0	131.0
55th	96	T293 U15B	 808 GBR	Griffiths Robert	M	38.0	26.0	(67.0 DNC)	67.0 DNC	198.0	131.0
56th	86	T293 U15B	 696 GBR	Cornfield Rhys	M	42.0	(56.0)	48.0	42.0	188.0	132.0
57th	115	T293 U15B	 9768 GBR	Reynolds Mark	M	(67.0 OCS)	44.0	49.0	48.0	208.0	141.0
58th	152	T293 U15B	 133 ITA	Costa Alberto	M	(67.0 OCS)	49.0	32.0	67.0 DNC	215.0	148.0
59th	128	T293 U15B	 527 GER	Schwidetzky Jan	M	37.0	54.0	(67.0 DNC)	67.0 DNS	225.0	158.0
60th	265	T293 U15B	 1002 GER	Schliemann Tom -Frederic	M	41.0	50.0	(67.0 DNC)	67.0 DNC	225.0	158.0
61st	193	T293 U15B	 29 GRE	Petrogiannis George	M	48.0	62.0	52.0	(67.0 RAF)	229.0	162.0
62nd	192	T293 U15B	 60 GRE	Sfakianakis Charalampos	M	50.0	64.0	(67.0 DNC)	49.0	230.0	163.0
63rd	60	T293 U15B	 155 GBR	Cooper Sebastian	M	(67.0 OCS)	37.0	67.0 RAF	67.0 RAF	238.0	171.0
64th	186	T293 U15B	 09 USA	Sayre Rasmus	M	(67.0 OCS)	65.0	51.0	67.0 RAF	250.0	183.0
65th	118	T293 U15B	 9805 GBR	Harley Chris	M	51.0	66.0	(67.0 OCS)	67.0 DNC	251.0	184.0
66th	122	T293 U15B	 984 GBR	Sylvester Nick	M	(67.0 OCS)	63.0	67.0 RAF	67.0 RAF	264.0	197.0