
































































Results are provisional as of 16:15 on August 5, 2023

T293 U15 Boys Class

Sailed: 11, Discards: 2, To count: 9, Entries: 63, Scoring system: WCR Appendix A

Rank	Class	Division	NOC	Sailnumber	Full Name	Year	Gender	Total	Nett	R1	R2	R3	R4	R5	R6	R7	M	R9	R10	R11
1	T293 U15 Boys		 GRE	23	Panagiotis Ioannou	2009	M	18.0	9.0	(1.0)	1.0	1.0	1.0	1.0	1.0	1.0	1.0	1.0	1.0	(8.0)
2	T293 U15 Boys		 GRE	33	Evangelos Giannakopoulos	2009	M	167.0	39.0	2.0	(64.0 DSQ)	3.0	2.0	4.0	6.0	(64.0 BFD)	2.0	4.0	2.0	14.0
3	T293 U15 Boys		 GBR	3197	Milo Shaw	2009	M	87.0	42.0	8.0	(17.0)	4.0	(28.0)	6.0	4.0	2.0	8.0	2.0	6.0	2.0
4	T293 U15 Boys		 GRE	336	Anastasios Kyriazakos	2009	M	88.0	53.0	4.0	5.0	5.0	5.0	2.0	(17.0)	15.0	5.0	3.0	9.0	(18.0)
5	T293 U15 Boys		 TUR	3006	Toprak Kosele	2010	M	81.0	55.0	7.0	2.0	6.0	(11.0)	9.0	9.0	3.0	3.0	5.0	11.0	(15.0)
6	T293 U15 Boys		 TUR	7909	Demir Alabalik	2009	M	84.0	57.0	10.0	8.0	(16.0)	3.0	5.0	7.0	8.0	(11.0)	8.0	7.0	1.0
7	T293 U15 Boys		 ESP	312	Hugo Colomar	2009	M	102.0	58.0	5.0	4.0	7.0	(29.0)	9.0 DPI2	5.0	7.0	(15.0)	12.0	3.0	6.0
8	T293 U15 Boys		 BEL	94	Julien Omey	2009	M	100.0	59.0	11.0	3.0	2.0	4.0	15.0	(25.0)	4.0	6.0	6.0	8.0	(16.0)
9	T293 U15 Boys		 CZE	844	Frantisek Burda	2010	M	118.0	71.0	3.0	11.0	8.0	16.0	8.0	2.0	6.0	(24.0)	13.0	4.0	(23.0)
10	T293 U15 Boys		 TUR	2108	Eren Okay	2009	M	142.0	84.0	14.0	14.0	(25.0)	15.0	3.0	3.0	17.0	(33.0)	9.0	5.0	4.0
11	T293 U15 Boys		 GBR	511	George Ebdon	2009	M	151.0	105.0	17.0	9.0	12.0	(27.0)	(19.0)	12.0	14.0	13.0	7.0	18.0	3.0
12	T293 U15 Boys		 ISR	294	Gil Shtub	2011	M	145.0	108.0	(18.0)	10.0	14.0	10.0	16.0	11.0	9.0	(19.0)	10.0	15.0	13.0
13	T293 U15 Boys		 FRA	2210	Celian Yessad	2009	M	214.0	109.0	9.0	7.0	17.0	6.0	11.0	(41.0)	19.0	(64.0 RET)	11.0	12.0	17.0
14	T293 U15 Boys		 FRA	363	Mahé Givernaud	2010	M	168.0	122.0	15.0	16.0	13.0	(20.0)	10.0	15.0	16.0	7.0	(26.0)	10.0	20.0
15	T293 U15 Boys		 ESP	564	Max Consalvo	2010	M	202.0	140.0	16.0	15.0	9.0	8.0	14.0	13.0	23.0	20.0	(30.0)	22.0	(32.0)
16	T293 U15 Boys		 ESP	35	Juan Terrasa Serrano	2009	M	203.0	141.0	13.0	13.0	15.0	13.0	(29.0)	(33.0 PRP)	11.0	17.0	14.0	23.0	22.0
17	T293 U15 Boys		 ESP	602	Enrique Parres Perez	2009	M	204.0	143.0	12.0	6.0	10.0	22.0	18.0	19.0	12.0	(31.0)	25.0	(30.0)	19.0
18	T293 U15 Boys		 ITA	179	Alex Roncagalli	2009	M	213.0	146.0	6.0	(33.0)	31.0	26.0	12.0	8.0	5.0	25.0	16.0	17.0	(34.0)
19	T293 U15 Boys		 GBR	512	Oliver Ebdon	2009	M	258.9	150.0	21.0	18.0	11.0	25.0	(44.9 RDG)	16.0	(64.0 BFD)	18.0	15.0	21.0	5.0

Rank	Class	Division	NOC	Sailnumber	Full Name	Year	Gender	Total	Nett	R1	R2	R3	R4	R5	R6	R7	M	R9	R10	R11
20	T293 U15 Boys		 ISR	200	David Bleistein	2010	M	246.0	157.0	24.0	(25.0)	20.0	24.0	13.0	10.0 RDGnc	(64.0 RET)	9.0	20.0	16.0	21.0
21	T293 U15 Boys		 FRA	169	Cesar Gaveriaux	2009	M	228.0	175.0	(23.0)	(30.0)	23.0	18.0	21.0	21.0	22.0	21.0	19.0	19.0	11.0
22	T293 U15 Boys		 FRA	2888	Gary Feuerstein	2011	M	238.0	176.0	(31.0)	26.0	22.0	12.0	27.0	23.0	21.0	10.0	22.0	13.0	(31.0)
23	T293 U15 Boys		 FRA	128	Julien Debat	2009	M	251.0	179.0	26.0	29.0	19.0	(32.0)	17.0	18.0	10.0	(40.0)	24.0	27.0	9.0
24	T293 U15 Boys		 FRA	61	Malo Bontemps	2010	M	253.0	182.0	30.0	19.0	18.0	9.0	(33.0)	26.0	13.0	12.0	31.0	24.0	(38.0)
25	T293 U15 Boys		 ISR	291	Rotem Gal	2009	M	304.0	217.0	28.0	21.0	36.0	14.0	22.0	(47.0)	32.0	4.0	27.0	33.0	(40.0)
26	T293 U15 Boys		 ISR	844	Adam Agou	2010	M	349.0	226.0	25.0	24.0	21.0	36.0	20.0	24.0	18.0	(59.0)	18.0	40.0	(64.0 DNC)
27	T293 U15 Boys		 ESP	678	Gonzalo Ruiz	2010	M	323.0	229.0	22.0	23.0	26.0	23.0	(30.0)	20.0	30.0	27.0	29.0	29.0	(64.0 DNC)
28	T293 U15 Boys		 FRA	50	Sören Nguema Essono	2009	M	322.0	235.0	39.0	22.0	27.0	19.0	24.0	(45.0)	28.0	14.0	33.0	(42.0)	29.0
29	T293 U15 Boys		 FRA	515	Mathis Gardais	2010	M	316.0	240.0	29.0	34.0	28.0	(41.0)	26.0	(35.0)	26.0	23.0	21.0	28.0	25.0
30	T293 U15 Boys		 CZE	946	Zdenek Plch	2009	M	373.0	245.0	20.0	36.0	30.0	44.0	25.0	(64.0 UFD)	(64.0 BFD)	41.0	17.0	20.0	12.0
31	T293 U15 Boys		 TUR	1214	Kayhan Aslan	2009	M	364.0	253.0	27.0	(64.0 OCS)	38.0	21.0	42.0 PRP	39.0	20.0	16.0	23.0	(47.0)	27.0
32	T293 U15 Boys		 FRA	106	Cuzon Mael	2010	M	345.0	268.0	(38.0)	28.0	37.0	(39.0)	31.0	22.0	27.0	37.0	35.0	25.0	26.0
33	T293 U15 Boys		 ITA	319	Jan Orlowski	2010	M	375.0	286.0	32.0	20.0	35.0	17.0	36.0	33.0	39.0	32.0	42.0	(45.0)	(44.0)
34	T293 U15 Boys		 ITA	320	Krzysztof Orlowski	2010	M	414.0	286.0	43.0	31.0	34.0	30.0	28.0	28.0	24.0	28.0	40.0	(64.0 DNC)	(64.0 DNC)
35	T293 U15 Boys		 GBR	3465	Charlie Stevenson	2009	M	378.0	292.0	35.0	38.0	33.0	(43.0)	(43.0)	38.0	37.0	36.0	28.0	14.0	33.0
36	T293 U15 Boys		 FRA	54	Antoine Huynh Thanh Champeau	2009	M	392.0	296.0	37.0	35.0	24.0	(47.0)	(49.0)	30.0	37.0 RDG1:7	34.0	44.0	31.0	24.0
37	T293 U15 Boys		 GBR	715	James Houghton	2010	M	396.0	303.0	36.0	32.0	40.0	(46.0)	41.0	31.0	35.0	(47.0)	32.0	26.0	30.0
38	T293 U15 Boys		 ITA	61	Davide Scarlata	2009	M	410.0	305.0	34.0	39.0	(56.0)	(49.0)	37.0	27.0	43.0	44.0	37.0	34.0	10.0
39	T293 U15 Boys		 FRA	407	Paul Creac'H	2009	M	416.0	311.0	41.0	(53.0)	43.0	(52.0)	35.0	36.0	34.0	38.0	38.0	39.0	7.0
40	T293 U15 Boys		 EST	293	Lukas Tuubel	2009	M	404.0	317.0	40.0	(41.0)	(46.0)	35.0	39.0	29.0	29.0	39.0	39.0	32.0	35.0
41	T293 U15 Boys		 BEL	22	Jasper Heireman	2010	M	427.0	318.0	42.0	(64.0 DNF)	29.0	31.0	38.0	40.0	33.0	29.0	41.0	35.0	(45.0)
42	T293 U15 Boys		 FRA	300	Gabin Laurent	2010	M	455.0	341.0	45.0	27.0	39.0	33.0	47.0	(50.0)	36.0	42.0	36.0	(64.0 DNC)	36.0
43	T293 U15 Boys		 GBR	229	William Scott	2010	M	444.0	346.0	(49.0)	44.0	44.0	45.0	34.0	32.0	40.0	(49.0)	34.0	36.0	37.0

Rank	Class	Division	NOC	Sailnumber	Full Name	Year	Gender	Total	Nett	R1	R2	R3	R4	R5	R6	R7	M	R9	R10	R11
44	T293 U15 Boys		 GBR	488	Harry Webb	2009	M	468.0	350.0	44.0	45.0	41.0	34.0	42.0	46.0	25.0	30.0	43.0	(54.0)	(64.0 DNF)
45	T293 U15 Boys		 FRA	402	Thomas Cacciola	2010	M	465.0	353.0	33.0	37.0	45.0	42.0	40.0	37.0	31.0	43.0	45.0	(48.0)	(64.0 DNF)
46	T293 U15 Boys		 FRA	4	Dheere Gardahaut Gaston	2010	M	468.0	369.0	(51.0)	40.0	(48.0)	40.0	44.0	44.0	46.0	22.0	48.0	44.0	41.0
47	T293 U15 Boys		 FRA	1185	Timothy Barbarin	2009	M	518.0	390.0	19.0	12.0	32.0	7.0	(64.0 DNC)	(64.0 DNC)	64.0 DNC	64.0 DNC	64.0 DNC	64.0 DNC	64.0 DNC
48	T293 U15 Boys		 FRA	263	Kemo Bélec Maingant	2010	M	513.0	399.0	46.0	42.0	47.0	48.0	46.0	34.0	47.0	(50.0)	46.0	43.0	(64.0 DNF)
49	T293 U15 Boys		 GBR	822	Wilfred Coulton	2010	M	534.0	406.0	55.0	(64.0 OCS)	42.0	38.0	48.0	55.0	45.0	26.0	51.0	46.0	(64.0 DNF)
50	T293 U15 Boys		 FRA	504	Eden Guiavarc'H	2009	M	556.0	438.0	53.0	46.0	(54.0)	53.0	54.0	49.0	(64.0 BFD)	53.0	50.0	38.0	42.0
51	T293 U15 Boys		 SGP	31	Lukas Knick	2009	M	560.0	438.0	50.0	51.0	55.0	(58.0)	55.0	(64.0 DNC)	42.0	55.0	52.0	50.0	28.0
52	T293 U15 Boys		 EST	400	Karl Kristofer Sillaorg	2009	M	561.0	438.0	56.0	48.0	57.0	(59.0)	50.0	43.0	(64.0 BFD)	54.0	54.0	37.0	39.0
53	T293 U15 Boys		 GBR	465	Jayden Siu	2010	M	569.0	448.0	48.0	47.0	49.0	50.0	52.0	54.0	49.0	46.0	(57.0)	53.0	(64.0 DNC)
54	T293 U15 Boys		 FRA	977	Martin Robic	2009	M	568.0	451.0	(57.0)	52.0	50.0	57.0	57.0	48.0	44.0	(60.0)	49.0	51.0	43.0
55	T293 U15 Boys		 GBR	3446	Tom Freeman	2009	M	567.0	453.0	(58.0)	49.0	51.0	(56.0)	53.0	51.0	48.0	45.0	53.0	56.0	47.0
56	T293 U15 Boys		 FRA	401	Simon Lutt	2010	M	583.0	455.0	52.0	50.0	52.0	51.0	(64.0 DNC)	53.0	51.0	35.0	47.0	(64.0 RET)	64.0 DNS
57	T293 U15 Boys		 FRA	290	Nino Salaun	2009	M	586.0	458.0	47.0	43.0	(64.0 DNC)	37.0	51.0	52.0	(64.0 DNC)	48.0	64.0 DNC	52.0	64.0 DNC
58	T293 U15 Boys		 GBR	971	William Heath	2009	M	584.0	459.0	54.0	56.0	59.0	(61.0)	45.0	42.0	41.0	51.0	56.0	55.0	(64.0 DNC)
59	T293 U15 Boys		 GBR	3531	Milo Robineau Potts	2010	M	582.0	464.0	(60.0)	54.0	53.0	55.0	56.0	57.0	50.0	52.0	(58.0)	41.0	46.0
60	T293 U15 Boys		 EST	243	Penert Lainemurd	2009	M	618.0	493.0	(61.0)	55.0	58.0	54.0	58.0	56.0	52.0	56.0	55.0	49.0	(64.0 DNC)
61	T293 U15 Boys		 GBR	3442	Sebastian Howard	2011	M	659.0	531.0	59.0	57.0	(64.0 DNF)	60.0	59.0	58.0	53.0	57.0	(64.0 DNC)	64.0 DNC	64.0 DNC
62	T293 U15 Boys		 GBR	437	Henry Eldridge	2009	M	698.0	570.0	(64.0 DNF)	(64.0 DNF)	64.0 DNF	64.0 DNF	64.0 DNC	64.0 DNC	64.0 DNC	58.0	64.0 DNC	64.0 DNC	64.0 DNC
63	T293 U15 Boys		 GBR	3523	Theodore Balmer	2010	M	704.0	576.0	(64.0 DNC)	(64.0 DNF)	64.0 DNC	64.0 DNF	64.0 DNC	64.0 DNC	64.0 DNC	64.0 DNF	64.0 DNC	64.0 DNC	64.0 DNC