





















Results are provisional as of 13:19 on August 5, 2023

T293 U15 Girls Class

Sailed: 10, Discards: 1, To count: 9, Entries: 37, Scoring system: WCR Appendix A

Rank	Class	Division	NOC	Sailnumber	Full Name	Year	Gender	Total	Nett	R1	R2	R3	R4	R5	R6	R7	M	R9	R10
1	T293 U15 Girls		ITA	40	Gaia Bonezzi	2009	F	46.0	33.0	9.0	3.0	2.0	1.0	5.0	8.0	2.0	2.0	1.0	(13.0)
2	T293 U15 Girls		TUR	1075	Nehir Çakmak	2009	F	55.0	38.0	2.0	1.0	1.0	4.0	6.0	3.0	4.0	(17.0)	10.0	7.0
3	T293 U15 Girls		GBR	384	Sophie Clark	2009	F	50.0	40.0	(10.0)	4.0	4.0	3.0	2.0	6.0	7.0	7.0	2.0	5.0
4	T293 U15 Girls		FRA	218	Thea Le Borgne	2009	F	86.0	64.0	(22.0)	8.0	3.0	20.0	8.0	1.0	12.0	8.0	3.0	1.0
5	T293 U15 Girls		ITA	273	Susanna Pernici	2009	F	80.0	68.0	4.0	(12.0)	8.0	8.0	3.0	11.0	6.0	6.0	11.0	11.0
6	T293 U15 Girls		FRA	58	Garance Chatelier-Daisay	2009	F	97.0	79.0	16.0	9.0	7.0	(18.0)	1.0	9.0	15.0	9.0	5.0	8.0
7	T293 U15 Girls		TUR	2706	Ela Baskak	2009	F	119.0	81.0	5.0	7.0	15.0	9.0	16.0	4.0	(38.0 OCS)	10.0	13.0	2.0
8	T293 U15 Girls		ISR	297	Daniël Herscovitz Van Der Niet	2010	F	104.0	84.0	7.0	13.0	6.0	2.0	10.0	10.0	18.0	1.0	(20.0)	17.0
9	T293 U15 Girls		ESP	372	Mia Berazategui	2010	F	112.0	87.0	11.0	10.0	17.0	5.0	19.0	5.0	1.0	5.0	14.0	(25.0)
10	T293 U15 Girls		ITA	182	Ioana Leontina Paraschiveanu	2009	F	129.0	91.0	13.0	6.0	12.0	12.0	11.0	7.0	9.0	(38.0 RET)	9.0	12.0
11	T293 U15 Girls		ITA	72	Vanina Bruni	2009	F	116.0	95.0	(21.0)	19.0	5.0	14.0	4.0	16.0	16.0	13.0	4.0	4.0
12	T293 U15 Girls		TUR	2525	Viktoria Derin Kaya	2010	F	134.0	96.0	1.0	2.0	10.0	10.0	22.0	13.0	11.0	(38.0 RET)	12.0	15.0
13	T293 U15 Girls		GRE	753	Eirini Stella Kargopoulou	2009	F	120.0	99.0	17.0	17.0	(21.0)	21.0	14.0	2.0	5.0	14.0	6.0	3.0
14	T293 U15 Girls		ITA	45	Vittoria Brighenti	2009	F	139.0	101.0	8.0	5.0	11.0	16.0	15.0	17.0	3.0	(38.0 RET)	7.0	19.0
15	T293 U15 Girls		ESP	26	Gala Fornés Redondo	2010	F	131.0	106.0	3.0	(25.0)	9.0	11.0	12.0	18.0	17.0	3.0	17.0	16.0
16	T293 U15 Girls		ESP	48	Martina Barbara Tor	2009	F	125.0	107.0	6.0	11.0	16.0	13.0	(18.0)	15.0	14.0	15.0	8.0	9.0
17	T293 U15 Girls		ISR	293	Mei Kauffman	2011	F	127.0	110.0	14.0	14.0	13.0	15.0	(17.0)	14.0	8.0	11.0	15.0	6.0

Rank	Class	Division	NOC	Sailnumber	Full Name	Year	Gender	Total	Nett	R1	R2	R3	R4	R5	R6	R7	M	R9	R10
18	T293 U15 Girls		 ESP	101	Lindia Pousa Dios	2010	F	145.0	120.0	15.0	22.0	14.0	6.0	9.0	(25.0)	13.0	4.0	16.0	21.0
19	T293 U15 Girls		 ISR	339	Noga Parizat	2009	F	160.0	134.0	20.0	16.0	20.0	7.0	7.0	12.0	24.0	(26.0)	18.0	10.0
20	T293 U15 Girls		 LAT	128	Estere Vilnite	2010	F	187.0	159.0	19.0	(28.0)	22.0	22.0	13.0	19.0	19.0	12.0	19.0	14.0
21	T293 U15 Girls		 ISR	335	Hilla Gruber	2009	F	199.0	171.0	18.0	20.0	18.0	19.0	(28.0)	21.0	10.0	20.0	23.0	22.0
22	T293 U15 Girls		 FRA	205	Tara Engelmann	2009	F	201.0	173.0	12.0	15.0	19.0	26.0	21.0	22.0	20.0	18.0	(28.0)	20.0
23	T293 U15 Girls		 FRA	1916	Leane Cornille	2009	F	241.0	203.0	26.0	18.0	25.0	30.0	20.0	20.0	(38.0 OCS)	25.0	21.0	18.0
24	T293 U15 Girls		 ITA	2	Agata Del Fabbro	2009	F	235.0	208.0	23.0	21.0	23.0	25.0	23.0	(27.0)	22.0	24.0	24.0	23.0
25	T293 U15 Girls		 BEL	97	Marthe Desmet	2010	F	254.0	225.0	(29.0)	24.0	26.0	29.0	27.0	29.0	21.0	23.0	22.0	24.0
26	T293 U15 Girls		 FRA	561	Aina Vinsot	2010	F	269.0	238.0	25.0	26.0	24.0	(31.0)	29.0	28.0	26.0	27.0	27.0	26.0
27	T293 U15 Girls		 ITA	244	Irene De Martinis	2009	F	276.0	238.0	(38.0 OCS)	23.0	29.0	33.0	24.0	30.0	25.0	21.0	26.0	27.0
28	T293 U15 Girls		 EST	259	Anni Tulviste	2009	F	271.0	240.0	24.0	29.0	28.0	28.0	30.0	26.0	23.0	22.0	30.0	(31.0)
29	T293 U15 Girls		 CZE	83	Kristyna Stepankova	2010	F	283.0	245.0	28.0	27.0	(38.0 DNC)	23.0	26.0	24.0	38.0 DNC	16.0	25.0	38.0 DNF
30	T293 U15 Girls		 ITA	22	Maria Sofia Sabbia	2010	F	287.0	249.0	31.0	30.0	27.0	17.0	25.0	32.0	28.0	(38.0 DNC)	31.0	28.0
31	T293 U15 Girls		 GBR	3528	Isabel Bramah	2009	F	295.0	263.0	30.0	31.0	30.0	24.0	31.0	31.0	29.0	28.0	29.0	(32.0)
32	T293 U15 Girls		 GBR	842	Anna Ross-Bell	2009	F	301.0	268.0	(33.0)	32.0	31.0	32.0	32.0	23.0	27.0	29.0	33.0	29.0
33	T293 U15 Girls		 CZE	85	Ina Bauerova	2010	F	330.0	292.0	32.0	34.0	(38.0 DNC)	27.0	38.0 DNF	34.0	38.0 DNC	19.0	32.0	38.0 DNF
34	T293 U15 Girls		 FRA	66	Céleste Montaut	2010	F	342.0	304.0	34.0	33.0	32.0	(38.0 DNF)	33.0	33.0	30.0	38.0 DNC	38.0 DNC	33.0
35	T293 U15 Girls		 GBR	3487	Anna Francesca Phillips	2009	F	358.0	320.0	35.0	(38.0 DNC)	34.0	38.0 DNF	34.0	35.0	38.0 DNF	38.0 DNC	38.0 DNC	30.0
36	T293 U15 Girls		 EST	74	Grita Griin	2010	F	360.0	322.0	27.0	(38.0 DNF)	33.0	34.0	38.0 DNF	38.0 DNF	38.0 DNC	38.0 DNF	38.0 DNF	38.0 DNF
37	T293 U15 Girls		 SGP	220-	Ansley Inessa Suganda-Chin	2010	F	380.0	342.0	(38.0 DNC)	38.0 DNC	38.0 DNC	38.0 DNC	38.0 DNC	38.0 DNC	38.0 DNC	38.0 DNC	38.0 DNC	38.0 DNC