









T293 U17 Boys Fleet

Sailed: 11, Discards: 2, To count: 9, Entries: 36, Scoring system: WCR Appendix A

Rank	Fleet	Div	NOC	Sailnumb	Full Name	YoB	Gender	Total	Nett	R1	R2	R3	R4	R5	R6	R7	R8	R9	R10	R11
1	T293 U17 Boys		 GRE	16	Pavlos Kallitsis	2009	M	27.1	11.0	1.0	(4.0)	(12.1 PRP)	1.0	1.0	1.0	1.0	1.0	1.0	3.0	1.
2	T293 U17 Boys		 GRE	2	Spiros Monastiriotis	2010	M	68.0	20.0	2.0	1.0	2.0	2.0	(11.0)	2.0	4.0	2.0	(37.0 OCS)	2.0	3.
3	T293 U17 Boys		 GRE	48	Georgios Kanellopoulos	2011	M	72.0	28.0	6.0	3.0	(7.0)	3.0	3.0	3.0	2.0	5.0	(37.0 OCS)	1.0	2.
4	T293 U17 Boys		 BEL	94	Julien Omev	2009	M	67.0	46.0	8.0	2.0	3.0	4.0	7.0	(10.0)	5.0	(11.0)	8.0	5.0	4.
5	T293 U17 Boys		 POR	66	André Caires	2010	M	72.0	49.0	4.0	5.0	9.0	8.0	5.0	4.0	(10.0)	4.0	5.0	(13.0)	5.
6	T293 U17 Boys		 FRA	50	Sören Nguema	2009	M	82.0	57.0	(12.0)	7.0	5.0	6.0	9.0	(13.0)	8.0	3.0	2.0	6.0	11
7	T293 U17 Boys		 ITA	193	Lorenzo Orecchioni	2010	M	92.1	60.0	3.0	(12.0)	11.0	7.0	6.0	6.0	6.0	(20.1 PRP)	7.0	4.0	10
8	T293 U17 Boys		 ESP	430	Beltrán Parrado	2009	M	110.0	82.0	5.0	11.0	(13.0)	11.0	10.0	11.0	(15.0)	8.0	9.0	8.0	9.
9	T293 U17 Boys		 ESP	414	Curro Simbad Llorca Limón	2010	M	137.0	83.0	7.0	(17.0)	6.0	9.0	13.0	8.0	3.0	17.0	(37.0 OCS)	14.0	6.
10	T293 U17 Boys		 ITA	294	Filippo Inigo	2010	M	127.3	86.3	11.0	10.0	12.0	(18.0)	4.0	10.3 RDG1:8	7.0	10.0	11.0	11.0	(2
11	T293 U17 Boys		 TUR	1122	Kerem Demir Demirel	2010	M	121.0	88.0	(15.0)	9.0	(18.0)	10.0	12.0	5.0	9.0	14.0	14.0	7.0	8.
12	T293 U17 Boys		 ITA	89	Alex Schiattino	2009	M	128.0	89.0	10.0	13.0	8.0	12.0	8.0	7.0	11.0	13.0	(21.0)	(18.0)	7.
13	T293 U17 Boys		 TUR	1214	Kayhan Aslan	2009	M	150.7	92.7	9.0	6.0	4.0	5.0	(21.0)	14.0	(37.0 OCS)	13.7 RDG1:8	10.0	17.0	14
14	T293 U17 Boys		 TUR	652	Yanki Ates	2010	M	151.1	97.1	13.0	(37.0 DNC)	10.0	14.0	2.0	12.0	14.0	6.0	14.1 PRP	12.0	(1
15	T293 U17 Boys		 TUR	2905	Arhan Ozturk	2010	M	144.0	107.0	(17.0)	14.0	14.0	13.0	16.0	(20.0)	17.0	7.0	4.0	10.0	12
16	T293 U17 Boys		 GBR	3531	Milo Robineau Potts	2010	M	165.5	117.0	14.0	8.0	16.0	15.0	15.0	(27.5 PRP)	(21.0)	12.0	12.0	9.0	16
17	T293 U17 Boys		 BEL	22	Jasper Heireman	2010	M	186.0	143.0	(21.0)	18.0	17.0	16.0	14.0	16.0	13.0	(22.0)	13.0	21.0	15
18	T293 U17 Boys		 ITA	223	Gregorio Pontremoli	2009	M	203.0	152.0	(27.0)	21.0	20.0	(24.0)	19.0	9.0	18.0	16.0	15.0	15.0	15
19	T293 U17 Boys		 ESP	859	Marco Ballesteros Bartusevicius	2009	M	201.0	155.0	16.0	15.0	15.0	19.0	17.0	(25.0)	20.0	19.0	18.0	16.0	(2
20	T293 U17 Boys		 ITA	356	Stefano Chirivino	2010	M	232.0	178.0	22.0	(30.0 PRP)	19.0	21.0	18.0	15.0	(24.0)	23.0	16.0	22.0	22
21	T293 U17 Boys		 GRE	229	Dimitris Georgatos	2010	M	258.0	184.0	(37.0 DNC)	(37.0 OCS)	21.0	25.0	20.0	22.0	12.0	21.0	19.0	19.0	25
22	T293 U17 Boys		 HUN	218	Sándor Kossa	2010	M	240.0	187.0	18.0	19.0	(26.0)	22.0	23.0	19.0	19.0	24.0	20.0	23.0	(2
23	T293 U17 Boys		 BEL	71	Simon Moerkerke	2010	M	245.0	189.0	19.0	25.0	(30.0)	17.0	(26.0)	24.0	25.0	18.0	17.0	24.0	20
24	T293 U17 Boys		 POR	96	Manuel Reis	2010	M	248.0	194.0	24.0	(27.0)	22.0	26.0	(27.0)	23.0	22.0	20.0	24.0	20.0	13
25	T293 U17 Boys		 GRE	1028	Orestis Valiadis	2009	M	260.0	203.0	26.0	16.0	23.0	23.0	(28.0)	21.0	16.0	27.0	25.0	26.0	(2
26	T293 U17 Boys		 ESP	240	Luis Arteaga Betancort	2010	M	270.0	209.0	20.0	24.0	28.0	28.0	25.0	(30.0)	27.0	26.0	6.0	25.0	(3
27	T293 U17 Boys		 EST	311	Pärt Evald Kullerkupp	2010	M	285.5	224.5	25.0	22.0	(31.0 PRP)	27.0	29.5 PRP	26.0	26.0	(30.0)	22.0	29.0	15

Rank	Fleet	Div	NOC	Sainumb	Full Name	YoB	Gender	Total	Nett	R1	R2	R3	R4	R5	R6	R7	R8	R9	R10	R'
28	T293 U17 Boys		 GRE	10	Alexandros Anagnostopoulos	2010	M	288.0	227.0	23.0	20.0	24.0	29.0	24.0	(31.0)	23.0	28.0	26.0	(30.0)	30
29	T293 U17 Boys		 GRE	84	Grigorios Degaitas	2009	M	289.3	230.3	(30.0)	26.0	27.0	20.0	26.3 RDG1:8	27.0	(29.0)	25.0	28.0	27.0	24
30	T293 U17 Boys		 LAT	92	Rudolfs Putnis	2010	M	316.0	255.0	28.0	28.0	(31.0)	(30.0)	29.0	28.0	30.0	29.0	27.0	28.0	28
31	T293 U17 Boys		 ITA	104	Jacopo Fabbrovich	2010	M	326.0	259.0	29.0	30.0	29.0	31.0	(33.0)	(34.0)	28.0	32.0	23.0	31.0	26
32	T293 U17 Boys		 GRE	731	Gregory Pontifex	2011	M	359.0	285.0	(37.0 NSC)	31.0	(37.0 DNC)	32.0	32.0	32.0	32.0	31.0	30.0	33.0	32
33	T293 U17 Boys		 ITA	777	Giuseppe Pastorino	2010	M	366.0	292.0	31.0	29.0	32.0	33.0	31.0	35.0	31.0	33.0	(37.0 DNC)	(37.0 DNC)	37 DI
34	T293 U17 Boys		 EST	243	Penert Lainemurd	2009	M	377.0	303.0	(37.0 NSC)	32.0	(37.0 DNC)	34.0	35.0	33.0	33.0	34.0	37.0 OCS	32.0	33
35	T293 U17 Boys		 HUN	849	Barna Benko	2010	M	379.0	305.0	(37.0 DNC)	(37.0 DNC)	37.0 DNF	37.0 DNC	34.0	29.0	34.0	37.0 DNC	29.0	34.0	34
36	T293 U17 Boys		 LAT	8228	Jekabs Straustins	2011	M	393.0	319.0	(37.0 RET)	(37.0 DNC)	37.0 DNC	37.0 RET	36.0	36.0	35.0	37.0 DNF	31.0	35.0	35